



# ADRODDIAD BLYNYDDOL Y LLYWODRAETHWYR

**2016-2017**

## THE GOVERNORS' ANNUAL REPORT

### Summary



**ADRODDIAD BLYNYDDOL Y LLYWODRAETHWYR**  
**THE GOVERNORS ANNUAL REPORT**

---

**1. ELECTION OF GOVERNORS**

The school currently has three vacancies for community governor and one vacancy for parent governor. Arrangements will be made shortly to fill these vacancies.

**2. CANLYNIADAU / RESULTS**

**Key Stage 4 Results 2017**

The school's GCSE results increased significantly this year in a climate of falls across other schools in Wales.

63.8% of the pupils achieved the L2+ threshold of 5 A\* to C or equivalent including GCSE grade C or better in language and mathematics.

The L2 threshold dropped this year to 71.7% due to changes in the curriculum and the qualifications that count as part of this measure.

63.8% of the pupils achieved the Core Subject Indicator (grades A\* to C in language, mathematics and science).

98.7% of pupils gained 5 A\* to G or better.

The following pages show the official data, through the SSSP (draft) annual report.



## ADRODDIAD BLYNYDDOL Y LLYWODRAETHWYR THE GOVERNORS ANNUAL REPORT

This report uses data for 2017 for LA and Wales comparative information

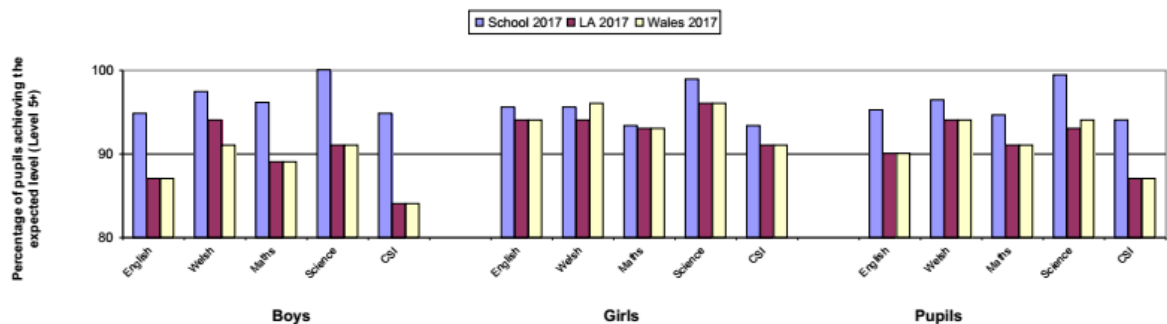
Ysgol Gyfun Rhydywaun  
Rhondda Cynon Taf

LA/School no: 674/4105

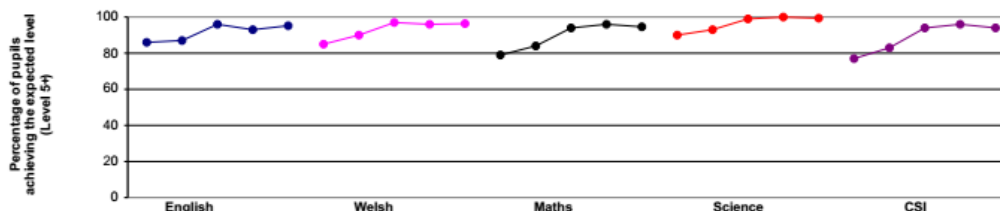
### School comparative information: National Curriculum Assessments 2017 with benchmarking Key Stage 3

Percentage of boys, girls, and pupils achieving at least the expected level (Level 5+):

	Boys			Girls			Pupils		
	School 2017	LA 2017	Wales 2017	School 2017	LA 2017	Wales 2017	School 2017	LA 2017	Wales 2017
English	95	87	87	96	94	94	95	90	90
Welsh	97	94	91	96	94	96	96	94	94
Maths	96	89	89	93	93	93	95	91	91
Science	100	91	91	99	96	96	99	93	94
CSI	95	84	84	93	91	91	94	87	87



### School Performance over time (2013 - 2017)



### Contextual Information

Benchmarked against schools with a similar percentage of pupils eligible for free school meals.

School's results shown in greyed boxes. Column headings refer to...

Quarter 1 School is in the top 25 per cent.

Quarter 2 School is in the top 50 per cent but not the top 25 per cent.

Quarter 3 School is in the bottom 50 per cent but not the bottom 25 per cent.

Quarter 4 School is in the bottom 25 per cent.

Free School Meal Group

**More than or equal to 10 per cent and up to 15 per cent eligible for FSM**

	Quarter 4	Lower Quartile	Quarter 3	Median	Quarter 2	Upper Quartile	Quarter 1
English		94	95	95		96	
Welsh		91	95	95	96		98
Maths		94	95	95		96	
Science		96		97		99	99
CSI		91		94	94	95	

The benchmarks have been calculated using a three-year average for Free School Meal data.

**Notes:**

1. Figures for Welsh refer to attainment in Welsh first language only.
2. CSI = Core Subject Indicator. To achieve the CSI a pupil must achieve at least the expected level 5 in both Mathematics and Science and either English or Welsh first language.
3. If there were no pupils eligible for assessment in a subject for a particular year the graph will discontinue and show a gap for that year.



## ADRODDIAD BLYNYDDOL Y LLYWODRAETHWYR THE GOVERNORS ANNUAL REPORT

### Contextual Information

Benchmarked against schools with a similar percentage of pupils eligible for free school meals.  
School's results shown in greyed boxes. Column headings refer to...

Quarter 1 School is in the top 25 per cent.  
 Quarter 2 School is in the top 50 per cent but not the top 25 per cent.  
 Quarter 3 School is in the bottom 50 per cent but not the bottom 25 per cent.  
 Quarter 4 School is in the bottom 25 per cent.

Free School Meal Group  
**More than or equal to 10 per cent and up to 15 per cent eligible for FSM**

	Quarter 4	Lower Quartile	Quarter 3	Median	Quarter 2	Upper Quartile	Quarter 1
Welsh Second Language		84		88		93	
Modern Foreign Language	78	87		92		96	
Design and Technology		96		98		99	100
Information and Communication Technology		97	97	98		99	
History		95		96	97	98	
Geography		94	96	96		98	
Art and Design		95		97	99	99	
Music		95		96		98	99
Physical Education	93	94		97		98	

The benchmarks have been calculated using a three-year average for Free School Meal data.

**Notes:**

1. If there were no pupils eligible for assessment in a subject for a particular year the graph will discontinue and show a gap for that year.

**This report uses data for 2017 for LA and Wales comparative information**

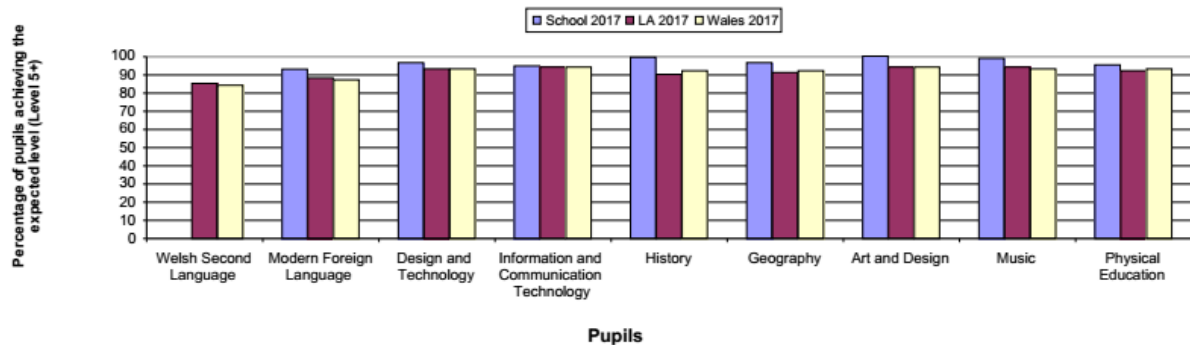
**Ysgol Gyfun Rhydywaun  
Rhondda Cynon Taf**

**LA/School no: 674/4105**

### School comparative information: National Curriculum Assessments 2017 with benchmarking Key Stage 3

**Percentage of pupils achieving the expected level (Level 5+)**

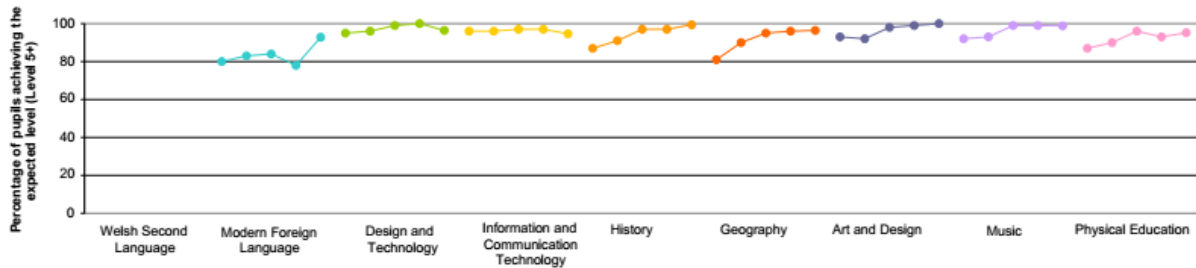
	Boys			Girls			Pupils		
	School 2017	LA 2017	Wales 2017	School 2017	LA 2017	Wales 2017	School 2017	LA 2017	Wales 2017
Welsh Second Language	0	79	78	0	91	90	0	85	84
Modern Foreign Language	91	83	82	94	93	92	93	88	87
Design and Technology	97	90	91	96	96	96	96	93	93
Information and Communication Technology	95	93	92	94	96	96	95	94	94
History	100	87	89	99	94	95	99	90	92
Geography	97	87	89	96	94	95	96	91	92
Art and Design	100	90	90	100	97	97	100	94	94
Music	100	91	91	98	97	96	99	94	93
Physical Education	97	92	92	93	92	94	95	92	93





## ADRODDIAD BLYNYDDOL Y LLYWODRAETHWYR THE GOVERNORS ANNUAL REPORT

### School Performance over time (2013 - 2017)



### Contextual Information

Benchmarked against schools with a similar percentage of pupils eligible for free school meals.

School's results shown in greyed boxes. Column headings refer to...

Quarter 1 School is in the top 25 per cent.

Quarter 2 School is in the top 50 per cent but not the top 25 per cent.

Quarter 3 School is in the bottom 50 per cent but not the bottom 25 per cent.

Quarter 4 School is in the bottom 25 per cent.

Free School Meal Group

**More than or equal to 10 per cent and up to 15 per cent eligible for FSM**

	Quarter 4	Lower Quartile	Quarter 3	Median	Quarter 2	Upper Quartile	Quarter 1
Welsh Second Language		83		90		93	
Modern Foreign Language		90	93	93		96	
Design and Technology	96	97		98		99	
Information and Communication Technology	95	97		99		99	
History		95		97		98	99
Geography		95	96	97		98	
Art and Design		97		98		99	100
Music		96		98		99	99
Physical Education		95	95	97		98	

The benchmarks have been calculated using a three-year average for Free School Meal data.

**Notes:**

1. If there were no pupils eligible for assessment in a subject for a particular year the graph will discontinue and show a gap for that year.



**ADRODDIAD BLYNYDDOL Y LLYWODRAETHWYR**  
**THE GOVERNORS ANNUAL REPORT**

Ysgol Gyfun Rhydywaun  
Summary of School Performance (1)

**Provisional SSSP 2017**

LA/School No. 674 / 4105

**Pupils in Year 11**

**Number of pupils in Year 11 who were on roll in January 2017 : 152**

**Percentage of pupils in Year 11 who**

	entered at least one qualification	achieved the Level 1 threshold	achieved the Level 2 threshold	achieved the Level 2 threshold including a GCSE pass in English or Welsh first language and mathematics	Average capped 9 (2) points score per pupil	Average capped 8 (2) wider points score per pupil	Average wider points score per pupil
School 2016/17	100	99	72	64	369	337	473
LA Area 2016/17	100	95	63	50	346	323	463
Wales 2016/17	99	94	67	55	350	325	456
School 15/16/17	68	..	..	..	..	228	478
School 14/15/16	33	..	..	..	..	111	491

**Number of boys in Year 11 who were on roll in January 2017 : 82**

**Percentage of boys in Year 11 who:**

	entered at least one qualification	achieved the Level 1 threshold	achieved the Level 2 threshold	achieved the Level 2 threshold including a GCSE pass in English or Welsh first language and mathematics	Average capped 9 (2) points score per pupil	Average capped 8 (2) wider points score per pupil	Average wider points score per pupil
School 2016/17	100	100	71	63	372	338	468
LA Area 2016/17	100	94	57	45	335	313	440
Wales 2016/17	99	93	62	51	337	313	432
School 15/16/17	68	..	..	..	..	236	472
School 14/15/16	32	..	..	..	..	114	478

**Number of girls in Year 11 who were on roll in January 2017 : 70**

**Percentage of girls in Year 11 who:**

	entered at least one qualification	achieved the Level 1 threshold	achieved the Level 2 threshold	achieved the Level 2 threshold including a GCSE pass in English or Welsh first language and mathematics	Average capped 9 (2) points score per pupil	Average capped 8 (2) wider points score per pupil	Average wider points score per pupil
School 2016/17	100	97	73	64	365	336	479
LA Area 2016/17	100	96	70	55	358	334	487
Wales 2016/17	100	96	72	59	364	338	482
School 15/16/17	68	..	..	..	..	221	484
School 14/15/16	34	..	..	..	..	108	503

(1) For details on approved qualifications, point scores and contribution to thresholds, please see the Qualifications Wales website (QIW) at <https://www.qiw.wales/>

(2) Average capped 9 / 8 wider point scores are calculated using the best 9 / 8 results but must include certain subjects. See notes for further details.

.. Data not available.



**ADRODDIAD BLYNYDDOL Y LLYWODRAETHWYR**  
**THE GOVERNORS ANNUAL REPORT**

Ysgol Gyfun Rhydywaun

**Provisional SSSP 2017**

Summary of School Performance (1)

LA/School No. 674 / 4105

**Pupils in Year 11**

**Number of pupils in Year 11 who were on roll in January 2017 : 152**

**Percentage of pupils in Year 11 who:**

achieved an A\*-C Grade in :

	English / Welsh	English	Welsh (2)	Science	Maths	Maths - Numeracy	Best of Maths	Core subject indicator (3)
School 2016/17	76	66	69	96	69	61	71	64
LA Area 2016/17	60	56	72	79	56	50	59	49
Wales 2016/17	67	64	73	76	59	57	62	53
School 15/16/17	77	71	70	96	..	..	..	..
School 14/15/16	76	72	70	96	..	..	..	..

**Number of boys in Year 11 who were on roll in January 2017 : 82**

**Percentage of boys in Year 11 who:**

achieved an A\*-C Grade in :

	English / Welsh	English	Welsh (2)	Science	Maths	Maths - Numeracy	Best of Maths	Core subject indicator (3)
School 2016/17	73	61	67	96	72	66	74	65
LA Area 2016/17	52	48	62	77	54	51	58	45
Wales 2016/17	60	56	64	73	57	57	62	49
School 15/16/17	73	65	64	97	..	..	..	..
School 14/15/16	67	63	60	96	..	..	..	..

**Number of girls in Year 11 who were on roll in January 2017 : 70**

**Percentage of girls in Year 11 who:**

achieved an A\*-C Grade in :

	English / Welsh	English	Welsh (2)	Science	Maths	Maths - Numeracy	Best of Maths	Core subject indicator (3)
School 2016/17	80	73	71	96	66	56	67	63
LA Area 2016/17	69	65	82	81	58	50	60	53
Wales 2016/17	75	72	82	78	60	56	63	57
School 15/16/17	82	77	77	95	..	..	..	..
School 14/15/16	84	81	79	96	..	..	..	..

- (1) For details on approved qualifications, point scores and contribution to thresholds, please see the Qualifications Wales website (DAQW) at <https://www.qi.w.wales/>
- (2) Note that the denominator for this indicator is the number pupils in Year 11 who entered Welsh First Language, rather than the total number of pupils in Year 11
- (3) From 2017 onwards Welsh and English literature qualifications do not count in the calculation of the CSI.
- .. Data not available.



**ADRODDIAD BLYNYDDOL Y LLYWODRAETHWYR  
THE GOVERNORS ANNUAL REPORT**

**Ysgol Gyfun Rhydywaun**  
**Summary of School Performance (1)**

**Provisional SSSP 2017**

LA/School No. 674 / 4105

**Achievement of the Welsh Bacallaureate by pupils in Year 11**

	Percentage of pupils in Year 11 who:		Percentage of boys in Year 11 who:		Percentage of girls in Year 11 who:	
	achieved the Foundation Welsh Bacallaureate at KS4	achieved the National Welsh Bacallaureate at KS4	achieved the Foundation Welsh Bacallaureate at KS4	achieved the National Welsh Bacallaureate at KS4	achieved the Foundation Welsh Bacallaureate at KS4	achieved the National Welsh Bacallaureate at KS4
School 2016/17	27	60	33	55	20	66
LA Area 2016/17	18	49	20	41	16	58
Wales 2016/17	19	51	23	43	14	59
School 15/16/17	..	..	..	..	..	..
School 14/15/16	..	..	..	..	..	..

**Pupils aged 17**

	Number of pupils aged 17 who were on roll in January 2017: 72		Number of boys aged 17 who were on roll in January 2017: 25		Number of girls aged 17 who were on roll in January 2017: 47	
	Achieved the Level 3 threshold	Average wider points score	Achieved the Level 3 threshold	Average wider points score	Achieved the Level 3 threshold	Average wider points score
School 2016/17	97	708	92	688	100	718
LA Area 2016/17	96	680	96	619	97	725
Wales 2016/17	97	733	96	683	98	776
School 15/16/17	96	749	92	671	99	798
School 14/15/16	97	784	95	712	99	834

**Achievement of the Advanced Welsh Bacallaureate by pupils aged 17:**

	Percentage of pupils aged 17:	Percentage of boys aged 17:	Percentage of girls aged 17:
School 2016/17	75	72	77
LA Area 2016/17	65	57	71
Wales 2016/17	64	59	68
School 15/16/17	..	..	..
School 14/15/16	..	..	..

(1) For details on approved qualifications, point scores and contribution to thresholds, please see Qualifications Wales website (QiW) at <https://www.qiw.wales/>  
.. Data not available.

Note: The results for Welsh first language are compared against all schools in Wales where Welsh is taught as a first language (54 schools) whereas for other subjects the comparison is against those schools with 10-15% FSM.





**ADRODDIAD BLYNYDDOL Y LLYWODRAETHWYR**  
**THE GOVERNORS ANNUAL REPORT**

---

**3. PRESENOLDEB / ATTENDANCE**

**Nifer o ddisgyblion ar rôl / Number of pupils on roll** **785 (Yrs 7-11)**

	<b>Attendance %</b>	<b>Authorised Absence %</b>	<b>Unauthorised Absence %</b>
<b>Whole School</b>	94.3	4.8	0.9
Yr.7	95.0	4.1	0.9
Yr.8	94.4	4.8	0.8
Yr.9	94.3	4.8	0.9
Yr.10	93.7	5.3	1.0
Yr.11	93.7	5.2	1.1
Boys	94.8	4.4	0.8
Girls	93.7	5.2	1.1

**4. SPORT AND EXTRA-CURRICULAR SPORT**

The school provides a variety of opportunities for pupils to develop physical fitness, organisation and skills. The school provides physical education lessons as part of the curriculum for all pupils in years 7 to 11 where pupils study basic fitness, health, athletics, cricket, dance, gymnastics, hockey, football, netball, rounders and rugby. In addition, at Key Stage 4 aerobics and step aerobics are introduced, as well as basketball, tennis and fitness using the school's fitness suite.

Lunchtime and after school sports' clubs are also available in a variety of sports, including hockey, netball, football, rugby and gymnastics. The school also takes part in a variety of sporting competitions and has active athletics, cricket, hockey, football, netball and rugby teams that compete regularly against other schools.

The school has a gymnasium, fitness suite, hard play area, tennis courts as well as football and rugby fields.

A number of sports' residential trips were also undertaken in 2016-17, namely: skiing and watersports.

**5. CYFARFOD ADRODDIAD BLYNYDDOL/ANNUAL REPORT MEETING**

The Schools Standards and Organisation (Wales) Act 2013 (The Act) removed the requirement for school governing bodies to hold an annual meeting with parents and a meeting will only be held if 30 or more parents request such a meeting.

No such request was received in 2015-16 and therefore no meeting was held in 2015-16.